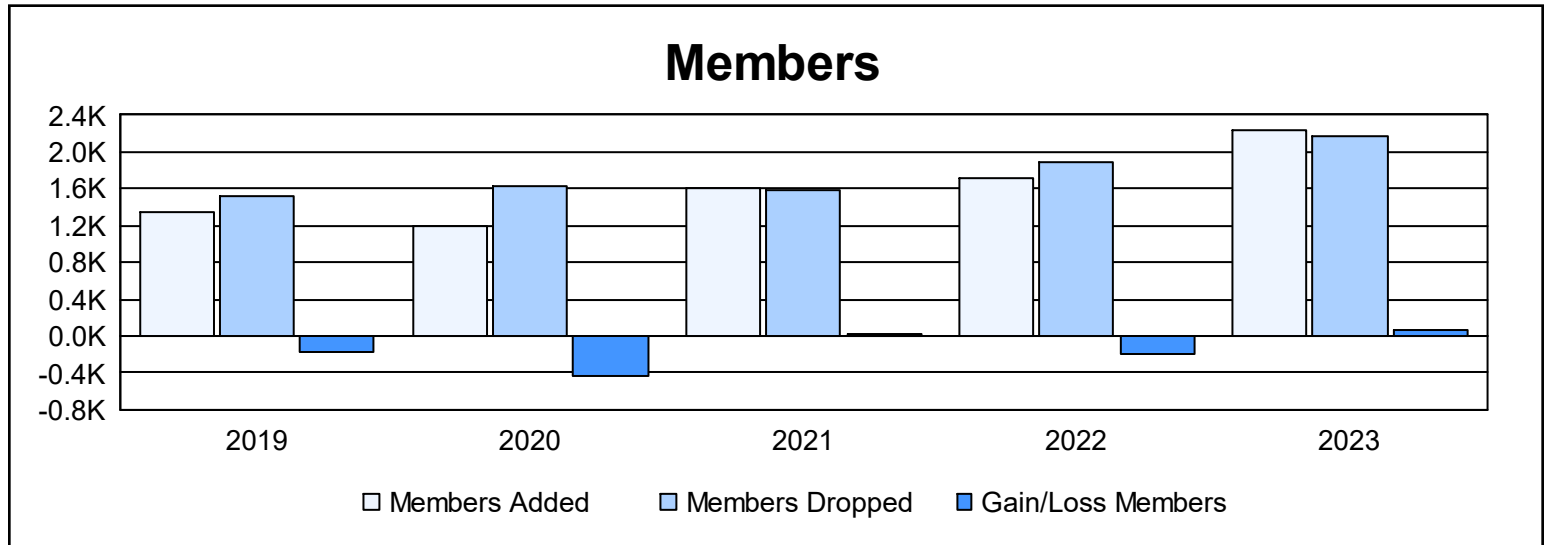
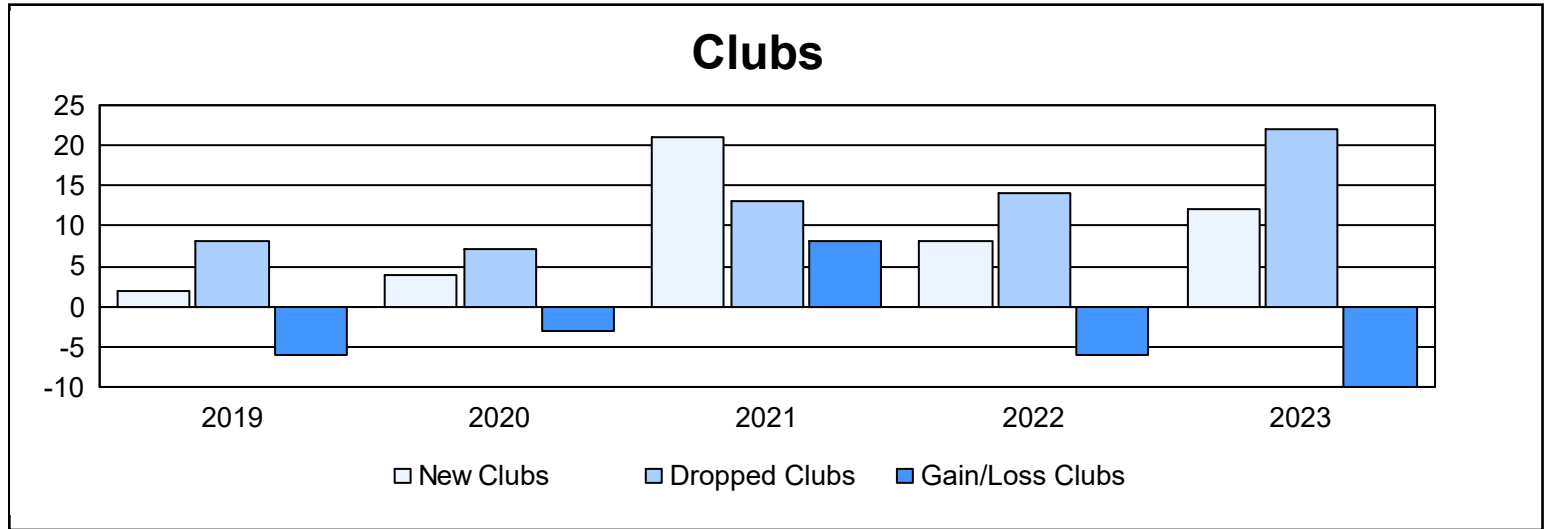


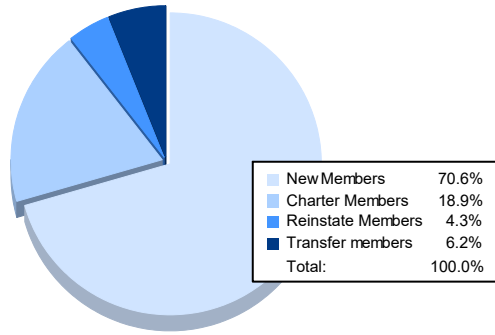
Multiple District A

As of June 2023 Cumulative

Year	New Clubs	Dropped Clubs	Gain/ Loss Clubs	New Members	Charter Members	Reinstate Members	Transfer Members	Total Member Added	Total Members Dropped	Gain/ Loss Members
2018-2019	2	8	-6	1,096	78	90	90	1,354	1,527	-173
2019-2020	4	7	-3	788	209	83	110	1,190	1,625	-435
2020-2021	21	13	8	918	504	93	84	1,599	1,584	15
2021-2022	8	14	-6	1,246	259	88	113	1,706	1,898	-192
2022-2023	12	22	-10	1,576	423	95	139	2,233	2,164	69
Average	9	13	-3	1,125	295	90	107	1,616	1,760	-143



Membership Composition June 2023 Cumulative



Gender Composition June 2023 Cumulative

